



SPECIFICATION FOR LAPTOP BATTERY CHARGERS

Functions

- This product is a portable charger for high capacity batteries of laptops.
- Charge your laptop battery directly, without having to fix the battery to your laptop first.
- Suitable for over 95% of laptops in market with the separate connecting wire.
- With four LED lights to indicate the charge status.
- Charge your USB peripherals with the USB port.
- Charge voltage and current can be regulated automatically.
- Simplify charging process, save your time and preserve your laptop, especially when you own two batteries or more.
- With the repair zero-voltage-battery function
- Can realize lithium battery pack with the different combination
- Easy to carry and put it in your journey bag, computer bag or car.

Basic Parameters

Model No.: RFNC5

Input Voltage: DC 20V

Maximum Input Current: 2A MAX



USB Output: 5V±4%:≤500MA

Standby power consumption: <1W

Safety Standard: CE standard (UL, CB, GS, T-Mark etc. can be made as customers' requirements)

Length of charging time: 8 hours MAX (Different charging time for batteries of different capacity)

Operation Temperature: 0°C~40°C/20%~90% RH(Non Condensing)

Storage Temperature; -20°C~65°C/10%~95% RH(Non Condensing)

Charging Instruction

1. Normal Working Condition:

Four LED lights go on after switching on. The charger gains the battery information from the battery protective plate, and then starts charging.

LED Status	Capacity Percentage
All the four LEDs blink circularly	<25%
LED1 is on. The other three LEDs blink circularly	<50%
Both LED1 and LED2 are on. Both LED3 and LED4 blink circularly	<75%



New Giant (Hong Kong) Limited
Shenzhen Runfeng Electronic Technology Co.,Ltd

LED4 blinks. The other three LEDs are on	<100%
All the four LEDs are on	=100%

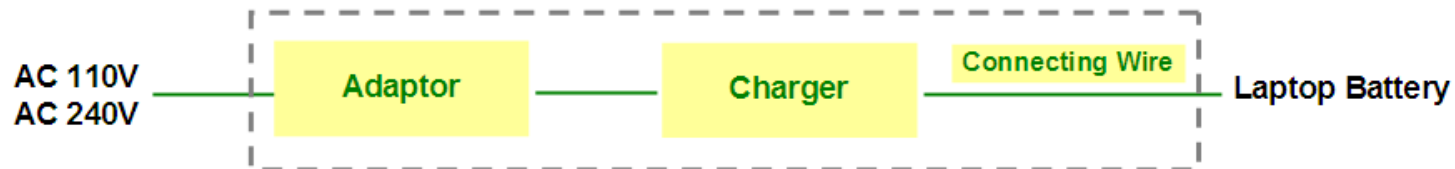
2. Activate Charging Condition:

The four LEDs blink synchronously after switching on. It might be the charger is not connected well with the battery. Users should check and confirm the device is connected correctly.

One minute later, if the charger enters into normal working condition, it means the battery has been activated.




One minute later, if the four LEDs still blink synchronously, it means the battery has been damaged and can not be repaired.

Charging Demo





Product and Accessories

Item	Photos	Remarks
Charger		<p>Measures: 61 X 70 X 24 mm Weight: 85 g</p>
Adaptor		<p>Input: 100-240V 5A 50/60Hz Output: 20V 2A</p> <p>Body measures: 94 X 40 X 28 mm Length: 270 cm Weight: 240 g</p>
Connecting Wire		<p>Left picture is one of the fixed-interface connecting wires. Hundreds of connecting wires are available for different laptop batteries.</p> <p>Let us know your laptop brand and model, and we will fit the relevant connecting wire for you.</p>

Packaging





Cautions

1. USB port is simply for charging USB peripherals. Do not connect any power supply devices.
2. To avoid explosion and danger, damaged batteries and leaking batteries are not allowed.
3. This product is good for indoors. Do not expose and use it in outdoors.
4. Do not drop or put something heavy on it. Children are not allowed to use the product without adults.
5. The operation temperature must be 0°C--40°C.
6. Do not keep the product under the direct rays, beside the hot devices or in other hot environment.
7. Do not disassemble or assemble the product.

Contact Information

New Giant (Hong Kong) Limited

Shenzhen Runfeng Electronic Technology Co., Ltd.

TEL: +86 755 83107575 +86 755 83107832

FAX: +86 755 83107020

E-mail: linda@poloso.com

URL: <http://www.poloso.com>

Add: Room 1518-1519, Dongming Building, Mingkang Road, Longhua Town, Baoan District, Shenzhen, China